


Five-Valve Differential Pressure Valves

The PM57 is designed for remote mounting of differential pressure transmitters. Design includes two isolation valves, one test valve, and two test / purge valves. The manifold can be mounted via pipe stand or instrument rack. The 1/2" process connection is located on the bottom of the manifold and the instrument connection is located on the back.

The PM76 is similar to the PM57 but is designed for direct mounting to transmitter by unique wafer design. The compact design eliminates the requirement for additional tubing or piping from manifold to transmitter.




PM57

Rigid Mount Valves

The PM13 (3-valve) and PM16 (5-valve) mount directly to the pipe stand securing the impulse lines so the transmitter can be installed or removed independently of the piping.


On new installations, all piping can be completed prior to the arrival of the instruments. Installation and removal is fast and easy, taking less time than with conventional transmitter mounting. When the transmitter is removed, tubing and manifold remain rigidly in place.



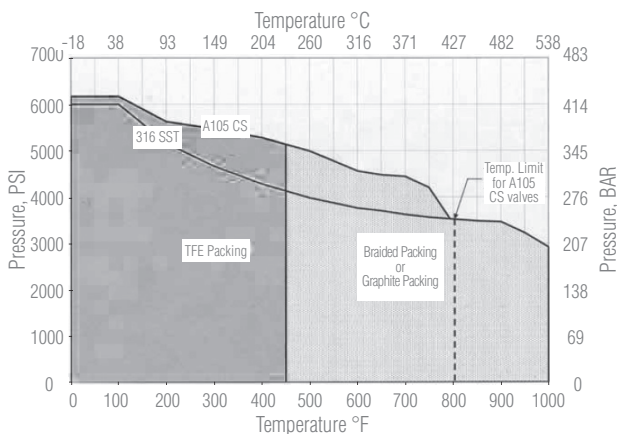
PM76

Features and Benefits

- The Hex Power Valves conform to the Power Standards ANSI B31.1 and B31.3 Specifications
- HEX Valves are 100% Hydro-Tested to the ANSI B31.1 Standard before being shipped.
- HEX bonnets come Standard with Safety Clamp to prevent loosening and are "Back Seated"
- HEX valves have large robust handles and stems for durability and long life



PM13



Pressure and Temperature Chart

Temperature, °F (°C)	SA105 Carbon Steel, psig (bar)	SA479 Type 316 Stainless Steel, psig (bar)
-20 to 100 (-28,9 to 37,8)	6170 (425)	6000 (414)
200 (93,3)	5655 (390)	5160 (356)
300 (149)	5450 (376)	4660 (321)
400 (204)	5280 (364)	4280 (295)
500 (260)	5025 (346)	3980 (274)
600 (316)	4730 (326)	3760 (259)
650 (343)	4575 (315)	3680 (254)
700 (371)	4425 (305)	3620 (252)
750 (399)	4230 (292)	3560 (245)
800 (427)	3430 (236)	3520 (243)
850 (454)	—	3480 (240)
900 (482)	—	3460 (238)
950 (510)	—	3220 (222)
1000 (538)	—	3030 (209)
1000 (537,8)	—	2915 (201)

Notes:

1. Pressure / Temperature Ratings with Graphite packing.
2. Maximum temperature for Carbon Steel is 800°F (426,7°C).
3. Please contact factory for additional valve material options.
4. Valves are rated to ANSI B31.1, Class 2500.

How to Order							
Model Number	Seat	Body Material	Inlet Size & Type	Outlet Size & Type	Stem / Tip	Seat Material	Packing
PM13	1 = Integral Hard Seat	P = Carbon Steel (ASTM A105)		31 = 1/2" FNPT	2 = 316 SS Needle	1 = Integral Hard Seat	3 = Graphite / Grafoil / Graphite
PM16		U = Stainless Steel (ASTM A479-316)		99 = Flanged	4 = 316 SS Non-Rotating		
PM57			33 = 1/2" FNPT		5 = 316 SS / Stellite Non-Rotating		
PM76			41 = 3/4" MNPT				
			42 = 3/4" MSW				
			99 = Flanged				

Bolting: ASTM SA193, GR B8M, Type 316, Class 1 and ASTM SA193, GR B7

Bonnet Feature: All screwed bonnets offer standard bonnet safety clamp

Testing: Valves are 100% hydrotested to ANSI B31.1 specifications

Sample Ordering Schematic

PM	1	U	99	99	4	1	3
----	---	---	----	----	---	---	---

Please consult the HM Series literature for dimensional data.