



Two Valve Static Pressure Manifolds

The PM50 combines a primary block valve, a bleed valve, and a secondary shutoff valve into one small unit. With the integral secondary shutoff valve and a bleed valve (not integral), the gauge and transmitter can be removed or bled without requiring additional valving. The PM50 features a threaded inlet and flanged outlet, allowing the transmitter to bolt directly to the manifold.

The PM59 is a line-mounted two valve manifold that functions as a shutoff and bleed valve for static pressure instrumentation. The use of the PM59 reduces the number of threaded connections, resulting in fewer potential leak points.


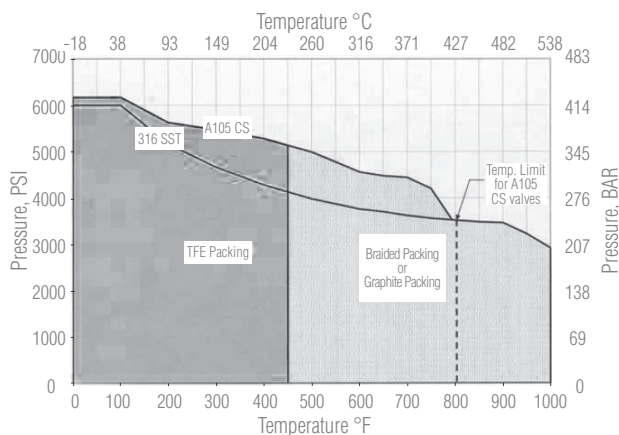
Three-Valve Differential Pressure Manifolds

Hex Valve produces a complete line of three valve instrument manifolds which combines two block valves and one equalizing valve in a single compact assembly.


- PM45/46 – for in-line, thread by thread installations
- PM53 – single flanged for mounting to a remotely located differential pressure transmitter
- PM54 – double flanged for direct mounting to the orifice flange or for remote transmitter locations
- PM51 – direct mounted compact wafer valve

Features and Benefits

- The Hex Power Valves conform to the Power Standards ANSI B31.1 and B31.3 Specifications
- HEX Valves are 100% Hydro-Tested to the ANSI B31.1 Standard before being shipped.
- HEX bonnets come Standard with Safety Clamp to prevent loosening and are "Back Seated"
- HEX valves have large robust handles and stems for durability and long life




PM50



PM59



PM45



PM54



Vinnova Exploration
sales@vinnova.asia
063-271-9119
www.vinnova.asia



Pressure and Temperature Chart

Temperature, °F (°C)	SA105 Carbon Steel, psig (bar)	SA479 Type 316 Stainless Steel, psig (bar)
-20 to 100 (-28,9 to 37,8)	6170 (425)	6000 (414)
200 (93,3)	5655 (390)	5160 (356)
300 (149)	5450 (376)	4660 (321)
400 (204)	5280 (364)	4280 (295)
500 (260)	5025 (346)	3980 (274)
600 (316)	4730 (326)	3760 (259)
650 (343)	4575 (315)	3680 (254)
700 (371)	4425 (305)	3620 (252)
750 (399)	4230 (292)	3560 (245)
800 (427)	3430 (236)	3520 (243)
850 (454)	—	3480 (240)
900 (482)	—	3460 (238)
950 (510)	—	3220 (222)
1000 (538)	—	3030 (209)
1000 (537,8)	—	2915 (201)

Notes:

1. Pressure / Temperature Ratings with Graphite packing.
2. Maximum temperature for Carbon Steel is 800°F (427°C).
3. Please contact factory for additional valve material options.
4. Valves are rated to ANSI B31.1, Class 2500.

How to Order							
Model Number	Seat	Body Material	Inlet Size & Type	Outlet Size & Type	Stem / Tip	Seat Material	Packing
PM45	1 = Integral Hard Seat	P = Carbon Steel (ASTM A105)	31 = 1/2" MNPT	31 = 1/2" FNPT	2 = 316 SS Needle	1 = Integral Hard Seat	3 = Graphite / Grafoil / Graphite
PM46		U = Stainless Steel (ASTM A479-316)	32 = 1/2" MSW	99 = Flanged ¹	4 = 316 SS Non-Rotating		
PM50			33 = 1/2" FNPT		5 = 316 SS / Stellite Non-Rotating		
PM51			41 = 3/4" MNPT				
PM53			42 = 3/4" MSW				
PM54			99 = Flanged ²				
PM59							

¹ Only on PM50/PM53/PM54

² Only on PM54

Bolting: ASTM SA193, GR B8M, Type 316, Class 1 and ASTM SA193, GR B7

Bonnet Feature: All screwed bonnets offer standard bonnet safety clamp

Testing: Valves are 100% hydrotested to ANSI B31.1 specifications

Sample Ordering Schematic

PM45	1	U	99	99	4	1	3
------	---	---	----	----	---	---	---

Please consult the HM Series literature for dimensional data.