


Mark 695X Series

Tank Blanketing Regulator 1/2" - 3/4"

The Mark 695X Series regulator was designed specifically to provide accurate pressure control on very low pressure tank blanketing systems. The Mark 695X responds to very small changes in tank pressure by throttling open or closed to maintain the desired pressure set point.

- Direct Operated
- Fully Balanced Plug
- Accurate regulation down to 1/2" wc (1.25 mbar)
- ANSI Class VI Shutoff
- Two available spring ranges
- 200 psi maximum inlet pressure
- Three Cv's (Kv's): 0.15, 0.2, 0.4 (0,13, 0,17, 0,35)
- Ultra Lightweight Diaphragm for Maximum Sensitivity



OPTIONAL FEATURES

- Outlet Gauge
- Purge Feature
- Optional High Alloys Available
- ANSI & DIN Flanged Ends
- Outlet Check Valve



Jordan Valve a division of Richards Industries
3170 Wasson Road • Cincinnati, OH 45209
513.533.5600 • 800.543.7311 • 513.871.0105 (f)
info@richardsind.com • www.jordanvalve.com



Vinnova Exploration
sales@vinnova.asia
063-271-9119
www.vinnova.asia

SPECIFICATIONS

Sizes:

- 1/2" – 3/4" (DN15 – DN20)

End Connections:

- FNPT
- ANSI & DIN Flanges

Body Materials:

- 316L Stainless Steel
- Other Materials Available on Application

Spring Housing:

- 316L Stainless Steel

Diaphragm:

- Ultra Lightweight Teflon

Seats and Balance Diaphragm:

- Buna-N, FKM, EPDM

Service:

- Tank blanketing

Flow Capacities:

- Cv (Kv): 0.15 (0,13), 0.2 (0,17), 0.4 (0,34)

Sizing Instructions: Determine required blanketing capacity per API 2000. Use JVCV to size valve.

Shutoff:

- ANSI Class VI (ANSI/FCI 70-3-2016)

Available Spring Ranges

- 0.5 – 5.5 wc (1,25 mb - 13,7 mb)
- 4 – 10 wc (9,96 mb - 24,9 mb)
- 8-15 wc (19.91mb - 37.33 mb)
- 0.5-1.5 psi / 14-41 wc (34.47mb - 103.42 mb)

Max Operating Inlet Pressure:

- 200 psig @ 100°F (13,8 barg @ 38°C)

Max Differential Pressure:

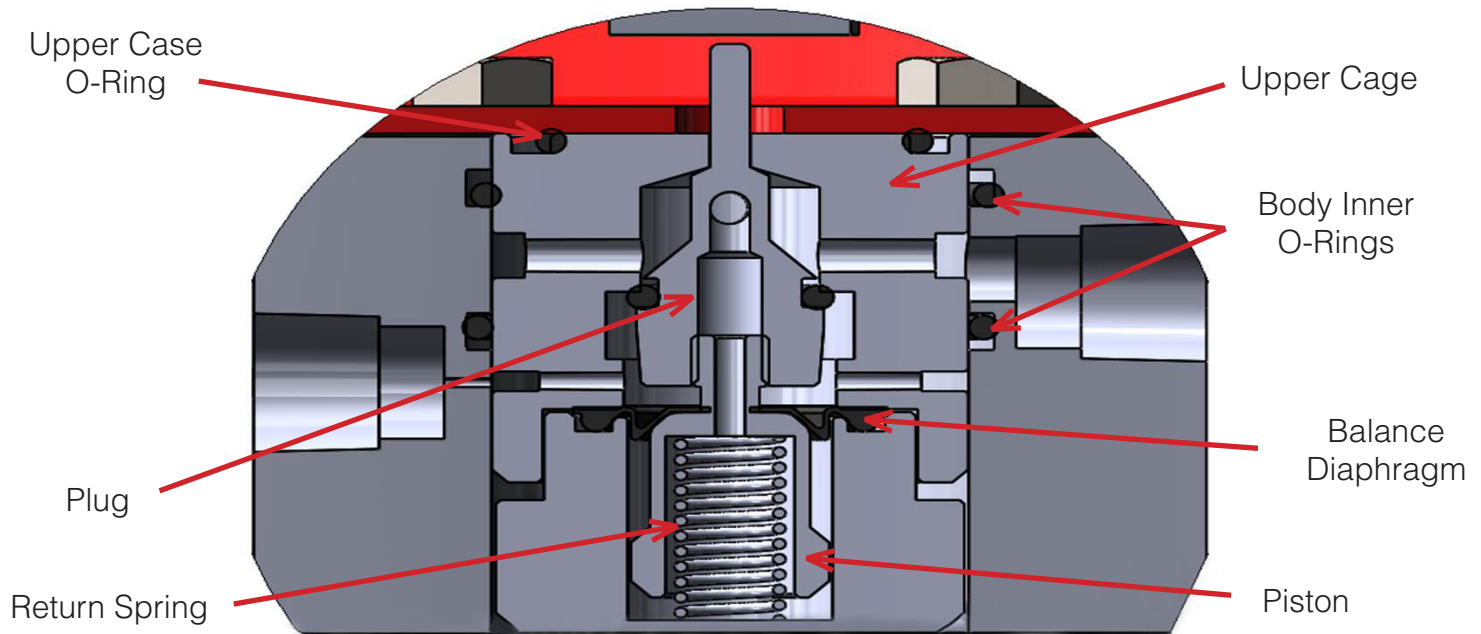
- 200 psig @ 100°F (13,8 barg @ 38°C)

Max Downstream Pressure (Safety Rating):

- 20 psig (1,38 barg)

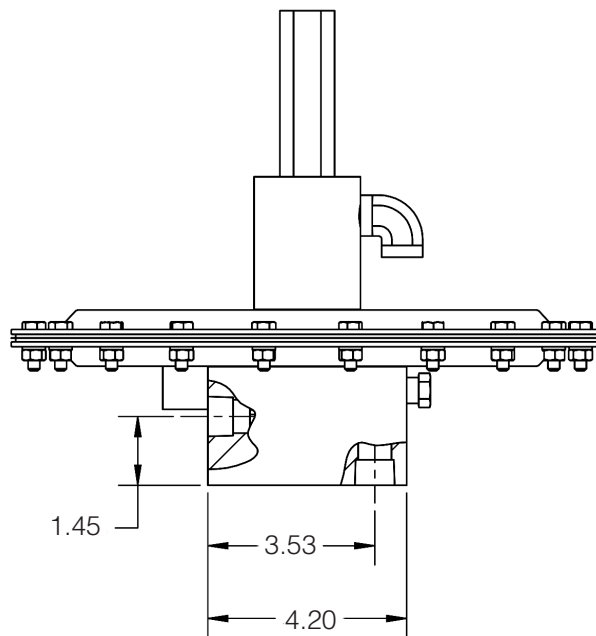
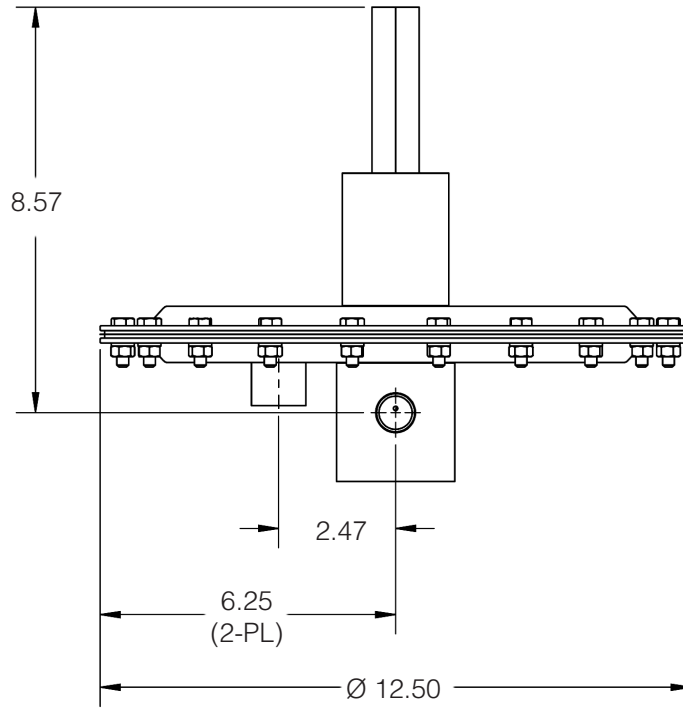
Operating Temperatures:

- Determined by Elastomer



Plug Assembly

DIMENSIONS



ORDERING SCHEMATIC FOR MK695X

| Model No | Size | Body Mat'l | 1 | 2 | 3 | 4 | 5 | 6 | 7 | 8 | 9 | 10 | 11 | 12 |
|----------|------|------------|---|---|---|---|---|---|---|---|---|----|----|----|
| | | | | | | | | | | | | | | |

| Model | |
|-------|--------------|
| 695X | Low Pressure |

| Press Switch | |
|--------------|--------------|
| AA | Not Req'd |
| ZZ | Non-Standard |

| Size | |
|------|------|
| 050 | 1/2" |
| 075 | 3/4" |

| Range | |
|-------|--|
| A7 | 0.5-5.5" W.C. (1,25 mb - 13,7 mb) |
| A8 | 4-10 W.C. (9,96 mb - 24,9 mb) |
| A9 | 8-15 W.C. (19.91mb - 37.33 mb) |
| B1 | 0.5-1.5 psi / 14-41 W.C. (34.47mb - 103.42 mb) |
| ZZ | Non-Standard |

| Body Material | |
|---------------|-------------------------|
| SB | Stainless Steel (SA479) |
| ZZ | Non-Standard |

| End Connections & Cv | | | |
|----------------------|--------------|---|------|
| P | NPT | A | 0.15 |
| | | B | 0.20 |
| | | C | 0.40 |
| | | | |
| | | | |
| | | | |
| | | | |
| ZZ | Non-Standard | | |

| Actuator | |
|----------|--------------|
| S1 | Standard |
| ZZ | Non-Standard |

| Seat & O-Ring | |
|---------------|--------------|
| BN | Buna-N |
| VI | Viton |
| EP | EPDM |
| ZZ | Non-Standard |

CAUTION: The following information is subject to change. Product Numbers and Description should be checked with the Factory for accuracy before Order Entry.



Jordan Valve a division of Richards Industries

3170 Wasson Road • Cincinnati, OH 45209
513.533.5600 • 800.543.7311 • 513.871.0105 (f)

info@richardsind.com • www.jordanvalve.com



Vinnova Exploration
sales@vinnova.asia
063-271-9119
www.vinnova.asia