


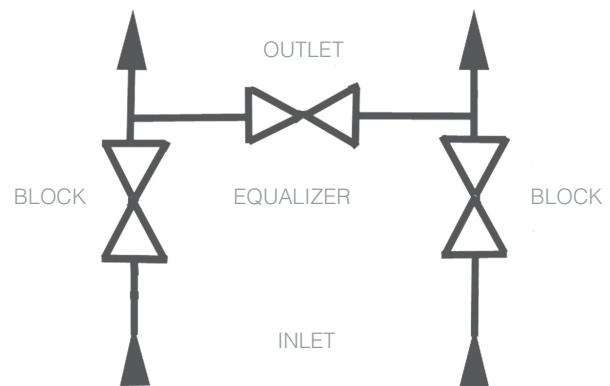
The HM53 Series is a three valve instrument manifold used to perform the block, equalizing and vent requirements of a differential pressure transmitter applications. Of importance in this design is the inclusion of a single mounting flange that allows the transmitter to bolt directly to the manifold which eliminates the piping of excess tubing and nipples. A mounting kit may also be specified to allow for installation to a pipe stand.

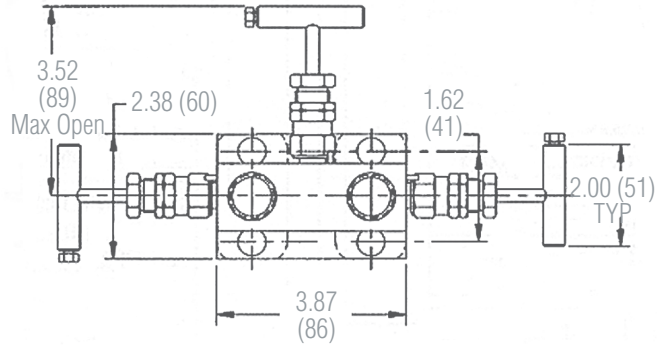
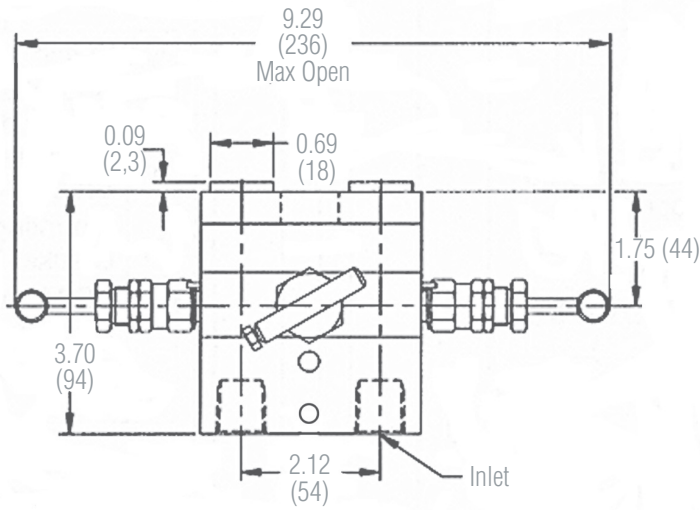


### Features and Benefits

- **VOC emission compliance:** Unique TFE-Chevron and high temperature 1625G/Grafoil/1625G packing designs have been certified to meet and exceed the 100 ppm EPA 1998 Emission standards
- **Non-rotating tip (NRT) stem:** Provides tight, repeatable shutoff without the galling or cross scoring that occurs on ball type stems. The NRT conical stem tips stops rotating when it contacts the seat, so further torque turns the stem, but not the tip, preventing damage to the tip.
- **Minimum emission flange:** New outlet flange face protrusion mates transmitter inlet cavity, providing a gasket ID barrier that offers maximum protections against gasket cold flow and fugitive emissions
- **Removable bracket option:** Specify our removable bracket option and mount the manifold, not the transmitter
- **Fully backseated bonnets:** Prevent accidental stem removal and blowout. Unique design minimizes emissions while offering easy access to the packing

### Flow Schematic



**Dimensions**


Weight: 4.85 lbs (2,2 kgs)

**How to Order**

Model Number	Seat/ Body Configuration	Body Material	Inlet Size	Inlet Type	Outlet Size	Outlet Type	Stem/Tip	Seat Material	Packing	Options	Options
HM53	1 = Hard (6000 psi)	S = CS	3 = 1/2"	3 = FNPT	9 = Flanged	9 = Flanged	2 = 316SS Needle/Plug (Soft seat only)	1 = Integral (hard)	2 = TFE - Chevron	0 = No Selection	K = 1/8" Test Ports
	2 = Soft (3000 psi)	U = SS	A = 1/2" Single Ferrule Integral Tube Nut	A = Tube Nut			4 = 316/316SS NRT	4 = PPS	3 = Graphite	5 - Safety Handle	L = 1/8" Purge Ports
			B = 1/2" Double Ferrule Integral Tube Nut					5 = KEL-F			
								6 = TFE			
								9 = PEEK			

**Sample Ordering Schematic**

HM53	1	U	3	3	9	9	4	1	2	0	L
------	---	---	---	---	---	---	---	---	---	---	---